









Stock Fair Value Report Canada



ISIN	Name	Curr Price CDN	Fair Value CDN	% Fair Value	UnderValued @	OverValued @
Communication Services						
CA05534B7604	BCE INC	57.13	54.85	104.2%	43.88	71.30
CA7751092007	ROGERS COMMUNI B	71.08	67.18	105.8%	53.74	87.33
CA87971M1032	TELUS CORP	46.02	45.64	100.8%	36.51	59.33
Consumer Discretionary						
CA5592224011	MAGNA INTL	69.54	69.93	99.4%	55.94	90.90
Consumer Staples						
CA01626P4033	ALIMEN COUCHE B	71.37	64.55	110.6%	51.64	83.92
CA5394811015	LOBLAW COS LTD	63.63	57.75	110.2%	46.20	75.07
CA8029121057	SAPUTO INC	38.52	39.19	98.3%	31.36	50.95
CA9611485090	WESTON (GEORGE)	95.44	96.11	99.3%	76.88	124.94
Energy						
CA1363851017	CAN NATURAL RES	35.27	38.33	92.0%	30.67	49.83
CA29250N1050	ENBRIDGE INC	48.01	44.55	107.8%	35.64	57.92
CA4480551031	HUSKY ENERGY INC	15.59	20.06	77.7%	16.05	26.08
CA4530384086	IMPERIAL OIL	37.28	39.04	95.5%	31.23	50.75
CA7063271034	PEMBINA PIPELINE	46.82	44.68	104.8%	35.75	58.09
CA8672241079	SUNCOR ENERGY	42.38	44.86	94.5%	35.89	58.32
CA89353D1078	TRANSCANADA CORP	55.88	54.23	103.0%	43.39	70.50
Financials						
CA0636711016	BANK OF MONTREAL	96.12	97.62	98.5%	78.09	126.90
CA0641491075	BANK OF NOVA SCO	74.78	73.55	101.7%	58.84	95.62
CA1125851040	BROOKFIELD ASS A	56.54	54.65	103.5%	43.72	71.05
CA1360691010	CAN IMPL BK COMM	111.41	112.07	99.4%	89.65	145.69

ISIN	Name	Curr Price CDN	Fair Value CDN	% Fair Value	UnderValued @	OverValued @
Financials						
CA39138C1068	GREAT WEST LIFEC	28.20	27.77	101.5%	22.22	36.10
CA45823T1066	INTACT FINANCIAL	103.86	100.28	103.6%	80.23	130.37
CA56501R1064	MANULIFE FIN	21.11	22.11	95.5%	17.69	28.75
CA6330671034	NATL BK CANADA	61.80	61.06	101.2%	48.84	79.37
CA73927C1005	POWER FINANCIAL	26.96	26.55	101.5%	21.24	34.51
CA7800871021	ROYAL BANK OF CA	100.02	98.04	102.0%	78.43	127.45
CA8667961053	SUN LIFE FINANCI	47.40	49.02	96.7%	39.22	63.73
CA8911605092	TORONTO DOM BANK	74.00	73.23	101.1%	58.58	95.19
Industrials						
CA1363751027	CAN NATL RAILWAY	109.65	108.27	101.3%	86.62	140.75
CA13645T1003	CANADIAN PACIFIC	269.31	257.94	104.4%	206.35	335.32
CA8849037095	THOMSON REUTERS	68.71	63.85	107.6%	51.08	83.00
Information Technology						
CA21037X1006	CONSTELLATION SO	980.62	951.24	103.1%	760.99	1,236.62
Materials						
CA0084741085	AGNICO EAGLE MIN	57.15	52.99	107.8%	42.39	68.89
CA0679011084	BARRICK GOLD CRP	17.59	16.63	105.7%	13.31	21.63
CA3518581051	FRANCO NEVADA CO	101.93	93.02	109.6%	74.42	120.93
CA8787422044	TECK RESOURCES B	32.00	31.00	103.2%	24.80	40.30
Utilities						
CA3495531079	FORTIS INC	46.86	43.94	106.6%	35.15	57.12